




TS 90 001 10, TS 90 001 11, TS 90 001 13


P.1/2



SET OF 3 PCS

TS 90 001 10

SET OF 3 PCS



TS 90 001 11









TS 90 001 13

SET OF 2 PCS

19 cm

HS CODE
CARTON SIZE / PCS.
78 x 38 x 23 cm / 50

REF.	TS 90 001 10	TS 90 001 11	TS 90 001 13
MAX. LG.	Ø 0.045 m	0.14 m	0.19 m
MAT.	 STEEL & PU	 STEEL & PU	PES 25 mm /  STEEL
 	1.35 KG	0.9 KG	2.25 KG
	0.010 KG	0.006 KG	0.130 KG

MAT.

Matière
 Material
 Material
 Materia
 Material

MAT.  

Matière et ouverture connecteur
 Material and gate opening of connector
 Material y apertura del conector
 Materiale e apertura del connettor
 Material und Öffnungssystem der Verbinder

Poids maximum des outils à accrocher
 Maximum weight of tools to attach
 Peso máximo de las herramientas para enganchar
 Peso massimale degli attrezzi ad appendere
 Höchstgewicht der zu befestigenden Werkzeuge